

OPERATING MANUAL
Motor Protection Device
MPD-9611



FEATURE

User Selectable Trip Time
Auto/Manual Reset Function
True RMS Measurement

Protection Available

- Over/Under Voltage
- Over/Under Current
- Over/Under Frequency
- Single Phase Prevention
- Short Circuit
- Unbalance
- Rotor Lock
- Phase Sequence

TECHNICAL SPECIFICATION

INPUT:

Voltage AC	
Direct Voltage AC	30 to 300V (L - N) 50 to 500V (L - L)
Burden	< 0.2VA
Current AC	
Primary CT Ratio	5 to 2000 Amp selectable
Secondary Current AC	60mA to 5 Amp
Burden	< 0.2VA
Overload	Up to 6A continuous
Frequency	45.0 to 65.0 Hz

DISPLAY & KEYS

Display	3 Digit, 3 Line 7 Seg 0.56", RED LED
Keys	SET, INC, DEC, ENT/RST

DIMENSION

Size (mm)	96(H) X 96(W) X 52(D)
Panel Cutout	92(H) X 92(W)

OUTPUT SPECIFICATION

Relay	2 Nos.
Relay Type	Relay1 (NO-C-NC) Relay2 (NO-C)
Rating	Relay1 10Amp, 250V AC Relay2 5 Amp, 250V AC

AUXILIARY SUPPLY

Supply Voltage	100 To 250 V AC, 50/60Hz
Power Consumption (VA Rating)	4VA @ 230 VAC MAX

ENVIRONMENT CONDITION:

Operating Temp.	0 ° C to 55 ° C
Relative Humidity	UP to 95% RH(non-condensing)
Protection Level (As per request)	IP-65 (Front side) As per IS/IEC 60529 : 2001

TRIP SETTING:

Under Current	0.00 to CTR
Over Current	0.00 to CTR
Under Voltage	50 to 520V For 3Ø - 3W 30 to 300V For 3Ø - 4W
Over Voltage	50 to 550V For 3Ø - 3W 30 to 330V For 3Ø - 4W
Over / Under Frequency	45.0 to 65.0 Hz
Short Circuit	1 - 9 Scale
Lock Rotor Point	0.5 to 9.0 Scale
Unbalance	20 - 50%

TIME PARAMETER:

Power On Delay	5 to 99 Sec
Initial Time Delay	0 to 99 Sec
Trip Delay Time (Voltage, Current, Frequency, SSP, Unbalance)	0 to 999 Sec
Scrolling Time	1 to 99 Sec
Reset Time	0 to 99 Sec

Key Operation

Operator Mode

To View Individual Parameters Value	⬆ OR ⬇
To Enter In Parameter Setting Mode	SET
To Reset The Relay Contact manually after Tripping	RESET

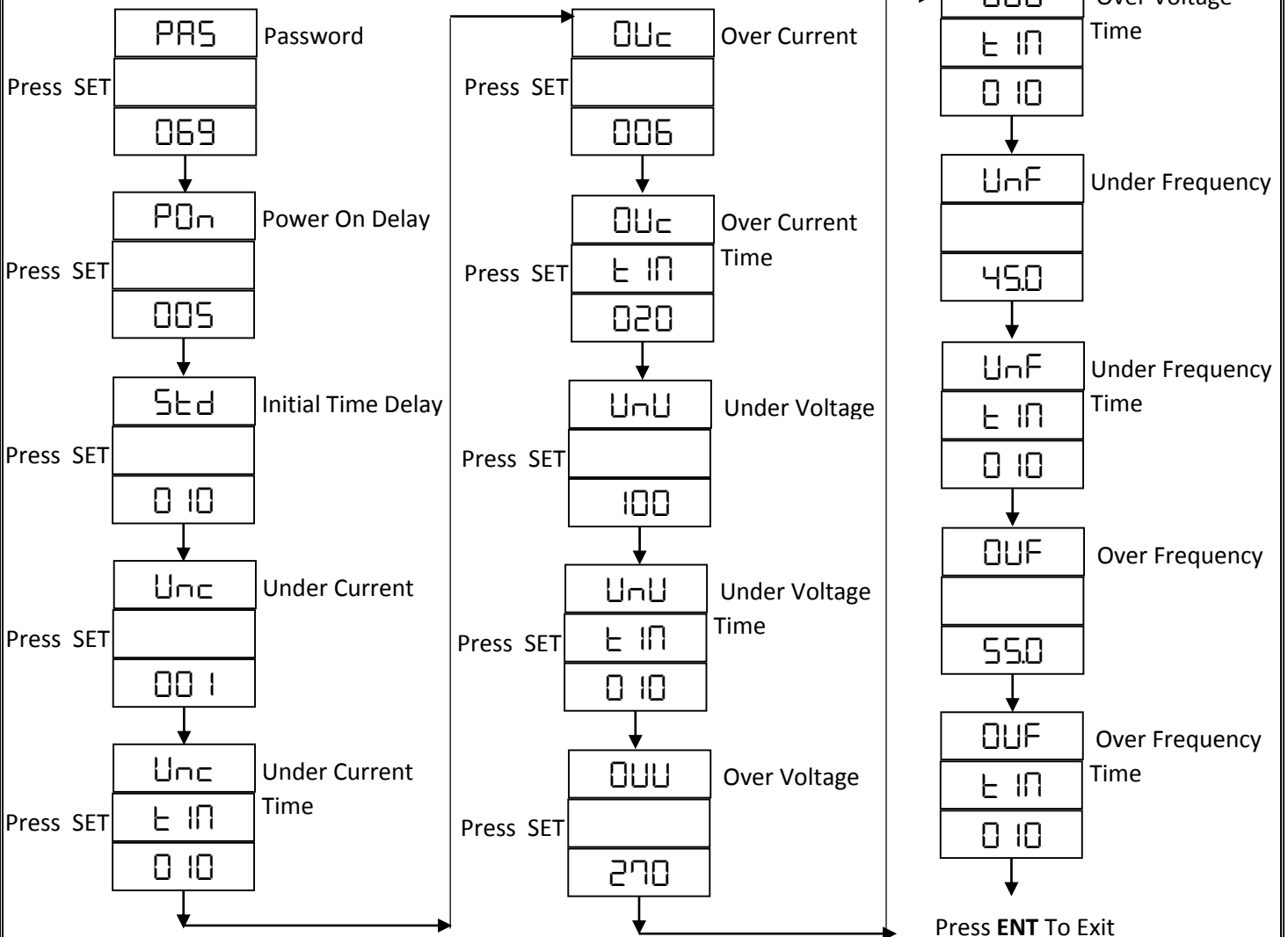
Parameter Setting Mode

Edited Parameter Value to be Set, And Move to the Next Step	SET
To Increment Parameter Value	⬆
To Decrement Parameter Value	⬇

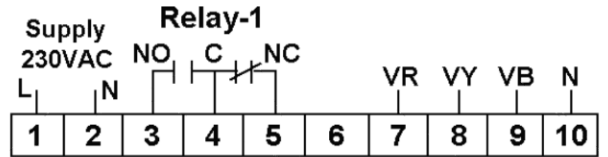
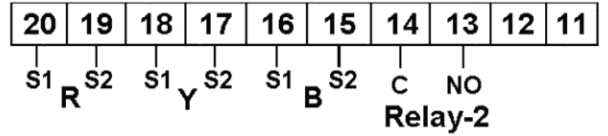
Fault Message

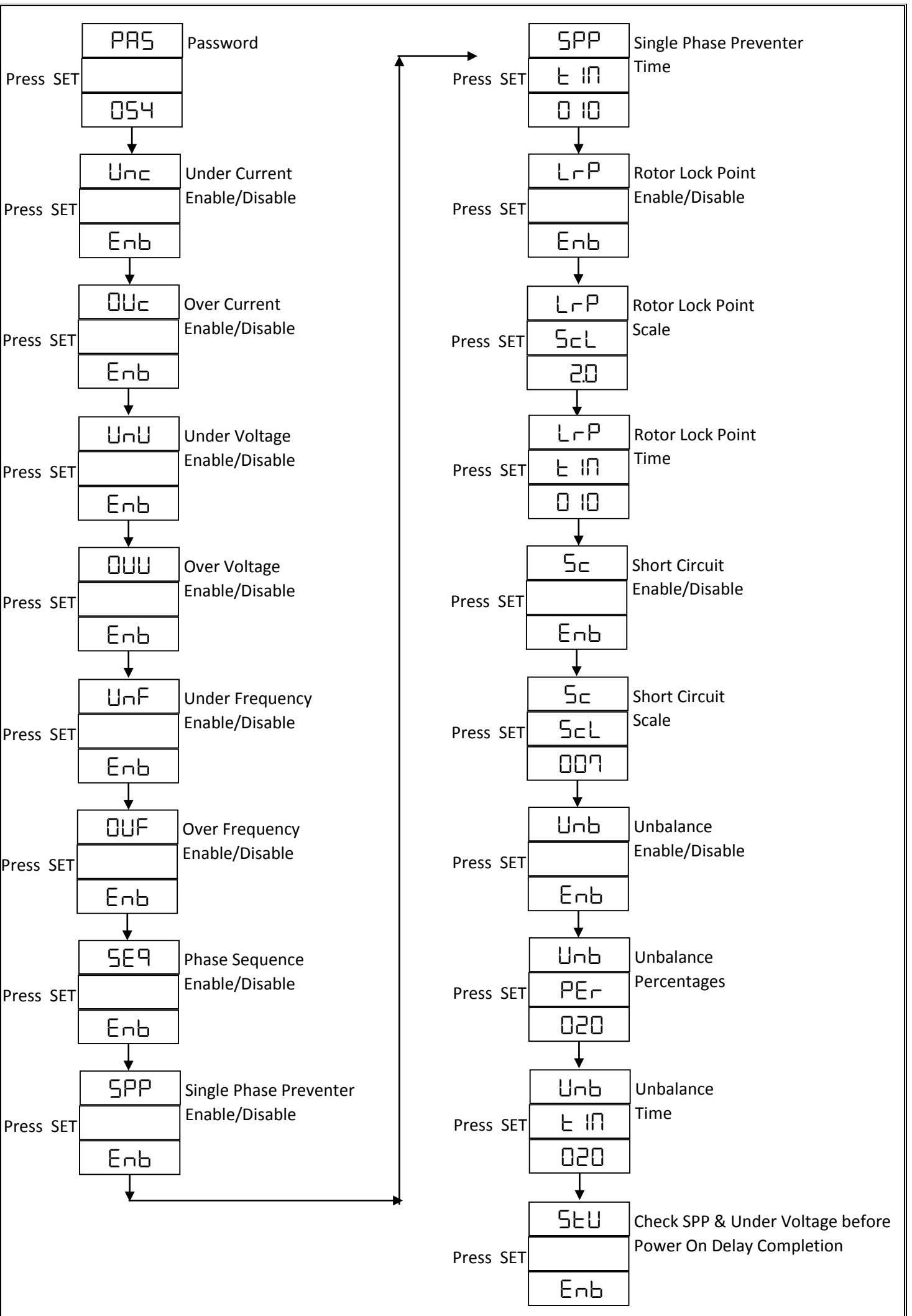
Over Current (OUC)	Short Circuit (SC)
Under Current (UNC)	Single Phase Preventer (SPP)
Over Voltage (OUU)	Rotor Lock (RLP)
Under Voltage (UNU)	Unbalance (UNB)
Over Frequency (OUF)	Phase Sequence (SEQ)
Under Frequency (UNF)	

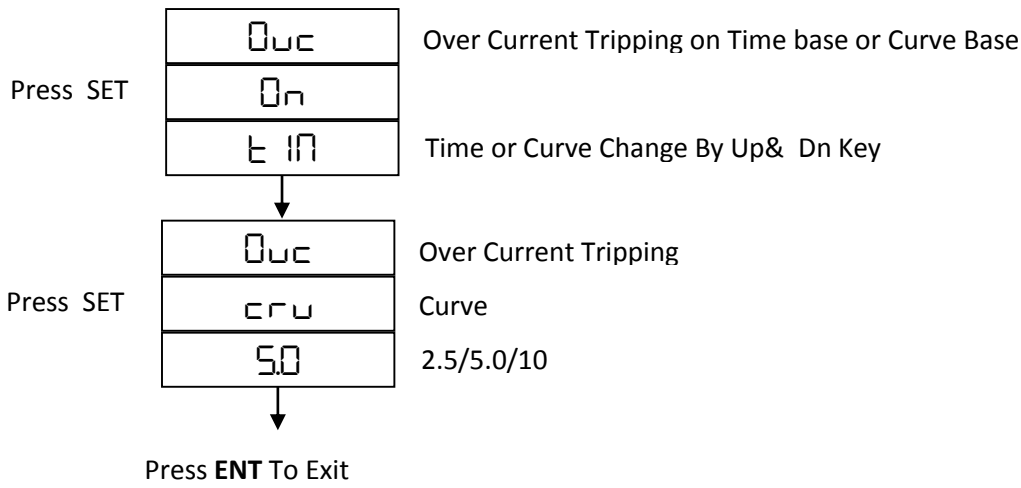
PARAMETER SETTING



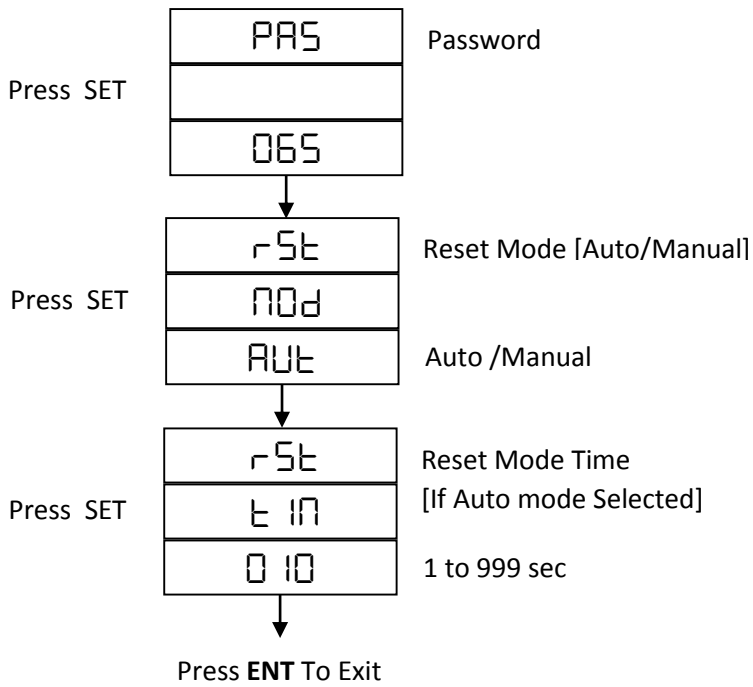
TERMINAL CONNECTION



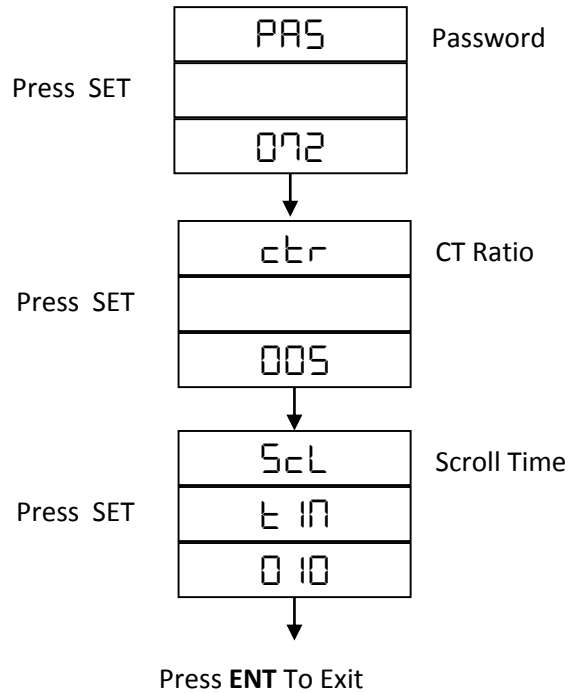




Reset Mode Selection:



CT Ratio Selection



3Ø-4Wire/3Ø-3Wire

