

PRICE LIST 2024

Effective from 10th September 2024



Digital Meter



Smart APFC Management



Hybrid APFC RTPFC Panels



Power Quality Solutions



Energy Management



IoT Gateways



STATIC VAR GENERATOR



THYRISTOR SWITCHING MODULE



REACTORS




ACTIVE HARMONIC FILTER





www.trinityenergy.co.in



Sr.No.	Model Name		Features & Parameters Displayed	MRP (INR)		
BASIC METERS						
1	ME2F1	 	Hz (45-55Hz) On 0.4" Seven Segment LED.	1800		
2	ME2V1		Volts (25-500VAC) of One Phase on 0.56" Seven Segment LED.	900		
3	ME2V3		Volts (25-500VAC) of Three Phase on 0.56" Seven Segment LED.	1130		
4	ME2A1		Amps (0-5000A AC) of One Phase on 0.56" Seven Segment LED.	900		
5	ME2A3		Amps (0-5000A AC) of Three Phase on 0.56" Seven Segment LED.	1130		
			Ammeter 3P, 60Amp.	2440		
DIGITAL ENERGY METERS						
6	ENTITY		KWH (Range : 0.9999999.9)	ENTITY BASIC (KWH Only)	2695	
				ENTITY KWH, RS485	3080	
			KWH, KVAH, KVARH (Range: 0-9999999.9)	ENTITY (KWH,KVAH) 16x1 LCD	3080	
				ENTITY KWH,KVARH, 60 Amp	4240	
7	INFINITY		KWH / KVAH	Dual KWh(EB & DG) + RS485, 16 x 1 LCD	4750	
			KWH, KVAH & KW	Dual KWh(EB & DG) + RS485, 16 x 1 LCD, Whole Current (0-60A)	5900	
DIGITAL MULTIFUNCTION METERS						
				Without RS485	With RS485	
8	VAF		V(L-L), V(L-N), A, Hz, VAF3P	1795	-	
9	TINY PRO6		V(L-L), V(L-N), V, A, PF, Hz, On Hour, Run Hour, KW and KWh or KVA and KVAh	Basic Model on 0.4" Seven Segment LED of 4X3 lines.	4620	5000
				Dual Source	6410	6930
				TINYPRO 6 RS485 3 PHASE, Whole Current (0-60A)	-	6160
10	NF29		V(L-L), V(L-N), A, PF, Hz, KW, KVA, KVAR, KWh, KVAh, KVARh	MFM with customized LCD	5960	6700
				With THD	7050	7850
11	EMPOWER PLUS		<ul style="list-style-type: none"> V(L-L), V(L-N), Amp, Hz, P.F, KW,KVA,KVAR, KWH,KVAH, KVARH & VTHD/ITHD With RS485 PORT Event Logs On Hours & Run Hour Phase Angle Unbalance % for Voltage & Current Power Interruption records (LED Display) Class 1.0 	8470	9235	

12				Model Type	Without RS485	With RS485
A	POWER PRO		<ul style="list-style-type: none"> Volts L-N, Volts L-L(Phasewise) Current (Phasewise) Power: KW, KVA, KVAR (Total) Power Factor; (System & Phase Wise) Frequency Energy: KWh, KVAh, KVARh, (Total) Max. Demand Active or Apparent Power, (KW or KVA) Demand - Sliding RS485 port for Communication EMS/ PLC/ SCADA(Optional) Dual Source Measurement(Optional) Alarm on: Avg. V, Avg. A, PF, KVA, KW, KVAR, Demand Size: 96 X 96 X 55 mm Accuracy Class1.0 	BASIC 16 X1	8910	9750
B				BASIC 16 X 4	9660	10,800
C				16 X1, DUAL SOURCE	9660	10,700
D				16 X4, DUAL SOURCE	10,350	11,550


LOAD MANAGER / MAXIMUM DEMAND CONTROLLER

13	XPERT LITE		<ul style="list-style-type: none"> Volts L-N, Volts L-L(Phasewise) Current (Phasewise) Power: KW, KVA, KVAR (Total) Power Factor; (System & Phase Wise) Frequency Energy: KWh, KVAh, KVARh, (Total) Max. Demand Active or Apparent Power, (KW or KVA) Demand - Sliding RS485 port for Communication EMS/ PLC/ SCADA(Optional) 		12,315
14	XPERT PRO		<ul style="list-style-type: none"> Dual Source Measurement(Optional) Alarm on: Avg. V, Avg. A, PF, KVA, KW, KVAR, Demand Two individually programmable relays (Optional) 5A @ 230 VAC, Resistive load 		17,000
15	XPERT PLUS		<ul style="list-style-type: none"> Harmonics upto 15th Level VTHD , ITHD (PRO & PLUS) Graphical Screen (PRO & PLUS) Sine Wave & Bar Graph for VTHD & ITHD (PRO & PLUS) Accuracy Class 1.0 Ethernet Communication (PLUS) Power Quality Measurements, SAG/SWELL (PLUS) 		29,550
16	SLM PRO	CLASS 0.2/RS485 	<ul style="list-style-type: none"> Class 0.2 accuracy for Active energy as per the IS14697. 4 digits X 3 rows bright 7-Segment display. Compact 96 X 96 DIN Enclosure. Computed Neutral Current. Shows all three types of Power Factors – True , Displacement and Distortion. Harmonic measurement: All six waveforms up to 30 order, even and odd. Event logging of Sags, Swells and Interruptions as per IEC 61000-4-30. Demand Measurement: Fixed or Sliding for KW, KVA, KVAR and Avg.Amps. RUN Hour and ON Hour measurement. 		29,260
A					






B	SLM PRO	CLASS 0.5/RS485	<ul style="list-style-type: none"> • 3P4W, 3P3W and 1P2W connections. • Import – Export counters for all three energies and all Power Demands. • User selectable CT and PT Ratios. 5A or 1A operation, field selectable. • Energy Pulse Output LED on the front – selectable for Real/ Apparent/Reactive Energy. 	22,650
---	----------------	-----------------	--	--------


- NOTE:**
- A. Accuracy of All Above Models: Class 1.0 Except mentioned exclusively/Class 0.5 and Class 0.2 also available.
 - B. Xpert Lite Optional features: Import / Export, Dual Source
 - C. SIZES FOR METERS ABOVE ARE IN 96X96 mm , CUT OUT 92x92 mm
 - D. All Meters available with Hanging CT upto 70Amps , PRICE on Request
 - E. Password Protection Available , Price on Request
 - F. ALL METERS PT / CT Ratio Site Selectable

DATA LOGGER

17	GOBLIN PLUS		<ul style="list-style-type: none"> • All readings are true RMS measurements • 480 x 272 (RGB) smart TFT display (Touch) • Site selectable 1A or 5A CT secondary & Neutral CT secondary • CT Primary, PT Primary and PT Secondary are site selectable • Three phase current, Phase to Neutral and Phase to Phase Voltages. • Measurement of all individual Power parameter as well as System parameter. • Measurement of all System Energy Parameters for both EB (Import, Export) and DG. • Measure Net Energy for the all system Energy Parameters. • Measurement of system PF including individual PF in three phases at lead and lag side. • Phase Wise Distortion and Displacement PF. • Demand Measurement: Fixed or Sling for KW, KVA, KVAR and IAVG • Individual Harmonics up to 30th for voltage and current. • Voltage and current THD. • Measures Neutral current. • Current Phase Angle (Angle between $I_r - I_y$, $I_y - I_b$ and $I_r - I_b$). • Voltage Phase Angle (Angle between $V_r - V_y$, $V_y - V_b$ and $V_r - V_b$). • Phase Angle between Voltage and Current ($V_r - I_r$, $V_y - I_y$ and $V_b - I_b$) • Voltages unbalance percentage (%VR, %VY, %VB). • Current unbalance percentage (%IR, %IY, %IB). • ON Hour and Run Hour (Import, Export, DG). • Interruption Date and Time for 180 Events. • Sag and Swell Value, Date and Time for 180 Events. • Min – Max Data with Date and Time. • Real Time - Date and Time. • Energy Pulse Output on the LED. • RS-485 port for connection to SCADA/EMS. • RS-485 communication indication RX/TX LED. 	40,000
----	--------------------	---	---	--------

POWER FACTOR CORRECTION RELAY

18	ACCUVAR 8 + Alarm		THREE CT TYPE - LCD DISPLAY - Size: 128X64mm <ul style="list-style-type: none"> Bigger display 128x64 LCD. Bigger P.F. value display. 1% sensing in FIFO & S FIFO mode. Lead PF setting in FIFO & S FIFO. Auto Correction of CT polarity. Auto phase sequence correction voltage. Auto sensing without capacitor CT. HT/LT and CT/PT selection. Up to 15th ODD harmonics and THD. 	16,940
	ACCUVAR 15 + Alarm			20,060
	ACCUVAR 16			23,140
19	APFCR - 6		SINGLE CT TYPE - LCD DISPLAY - Size: 144X144X55mm <ul style="list-style-type: none"> Volts L-N, Amps, Power Factor, Capacitor-Bank PF/FIFO/SFIFO as well as VAR option site selectable. Built-In display of Volts, Amps and PF. Low Stage (4, 6) can be site selected in higher stage model like 8-stage or 12-stage or 16- Stage. Also available in Fast Switching Model, VTHD & ITHD 	12,350
	APFCR - 8			12,875
	APFCR - 12			15,250
	APFCR - 16			16,900
20	PFC1729 - 6		SINGLE CT TYPE - LED DISPLAY - Size: 144X144X55mm <ul style="list-style-type: none"> Stage wise LED Indication. Auto/Manual Mode Selection. Normal/Fast Switching Control Option. Switch On/Off banks manually in manual model only. Bright 7 segment LED display. Alarm/Trip Indication for under/over compensation and under/over voltage. 	12,300
	PFC1729 - 8			12,800
	PFC1729 - 12			15,300
	PFC1729 - 16			16,900
21	NEWTON+6		SINGLE CT TYPE - LCD DISPLAY - Size: 96X96 mm <ul style="list-style-type: none"> Volts, Current, Capacitor Current, Power Factor, VTHD, ITHD, SFIFO, FIFO as well as VAR mode option site selectable. Manual mode is available in Programming. Also available in Fast Switching Model. Bigger P.F. value display. 1% sensing in FIFO & S FIFO mode. Lead PF setting in FIFO & S FIFO. Auto Correction of CT polarity. Auto phase sequence correction voltage. Auto sensing without capacitor CT. HT/LT and CT/PT selection. 	11,330
	NEWTON+8			
22	IVC3P		THREE CT TYPE LCD DISPLAY - Size: 96X96 mm <ul style="list-style-type: none"> Volts L-N, Current of all three phases, Power Factor, Capacitor Current, Cap. Bank KVAR. Optimum Utilization of Distribution Transformer by reducing reactive component to near zero. Three Phase calculation of KVAR employed. SFIFO, FIFO as well as VAR mode provided. V, A, PF, KW, KVA, KVAR, THD. 	13,500


23	RTVC3P - 8		THREE CT TYPE LCD DISPLAY - Size: 144x144 mm	19,200
	RTVC3P - 15		<ul style="list-style-type: none"> Volts L-N, Current of all three phases, Power Factor, Active & Apparent Energy Capacitor Current, Cap. Bank KVAR. Optimum Utilization of Distribution Transformer by reducing reactive component to near zero. Three Phase calculation of KVAR employed. SFIFO, FIFO as well as VAR mode provided, Fast Switching for Thyristors. V, A, PF, KW, KVA, KVAR ,KWh, KVAh, THD Thyristor switching outputs with switching speed of 250msecs. Optional Feature RS485. 	

REVENUE METER (Projection Mounting Type)


24	E1000		<ul style="list-style-type: none"> Dual Source KWh Meter, Whole Current measurement up to 60Amps. RS-485 Port for Connecting to SCADA / EMS. ACCURACY : CLASS 1.0 	10,500
25	E3000		<ul style="list-style-type: none"> Dual Source KWh Meter, Whole Current measurement up to 60Amps. With user Programmable Current Limiting Feature(optional). Prepaid Metering over RS485 Link. ACCURACY : CLASS 1.0 	14,200
26	E5000		<ul style="list-style-type: none"> Revenue grade Dual Source Prepaid KWh meter. Wall mounting design. Dual source Measurement. Tested as per IS13779. Class 1.0s Accuracy. Size: 280 x 173 x 93 mm. Current Limiting Facility. Pre-paid metering system using contactless smart cards. 	16,200

HYBRID PFC


HYBRID SOLUTION

27	APFC PANEL		<p><u>Hybrid possible combinations as below</u></p> <ul style="list-style-type: none"> AHF+Passive Bank (Harmonics+PF+Unbalance+Neutral Compensation done) SVG+ Passive Bank (PF+Unbalance) AHF+SVG (Harmonics+PF+Unbalance+Neutral compensation done) AHF+SVG+Passive Bank (Harmonics+PF+Unbalance+Neutral Compensation done) <p><u>Important Features of Hybrid Solutions</u></p> <ul style="list-style-type: none"> Achieve step-less compensation with Hybrid Solutions Hybrid System can Work with existing APFC/TSC to offer better and smarter reactive power compensation. Hybrid systems reduce capacitor and contractor failures due to frequent switching. combination of Active and Passive is more cost-effective Less maintenance due to reduced switching of capacitor contactor. 	Price on Request
----	------------	---	--	------------------

EARTH LEAKAGE RELAY

28	ELR		<ul style="list-style-type: none"> • Earth Leakage Current Monitoring In 1ϕ - 2W, 3ϕ-3W And 3ϕ-4W System • Test Mode Available. • Auto/Manual Tripping Reset Facility. • Test/Trip Reset Via Front Key. • <i>ELR CBCT Price on Request.</i> 	3340
----	-----	---	--	------

MOTOR PROTECTION DEVICE

29	MPD		<ul style="list-style-type: none"> • User Selectable Trip Time. • Auto/Manual Reset Function. • True RMS Measurement. 	4620
----	-----	---	--	------

POWER FACTOR IMPROVEMENT PRODUCT

CAPACITORS


30	TRI-CAP HD-R 440V		1 ,2, 3 & 4 KVAR	295 Per KVAR
	TRI-CAP HD-S 440V		5 ,7.5, 10, 12.5, 15, 20, 25 KVAR	275 Per KVAR
	TRI-CAP SHD-R-440V		1 ,2, 3 & 4 KVAR	335 Per KVAR
	TRI-CAP SHD-S-440V		5 ,7.5, 10, 12.5, 15, 20, 25 KVAR	315 Per KVAR
	TRI-CAP UHD-BOX-440V		1 ,2, 3 & 4 KVAR	475 Per KVAR
	TRI-CAP UHD-S-440V		5 ,7.5, 10, 12.5, 15, 20, 25 KVAR	435 Per KVAR
	TRI-CAP ND-R-440V		1 ,2, 3 & 4 KVAR	495 Per KVAR
	TRI-CAP ND-S-440V		5 ,7.5, 10, 12.5, 15, 20, 25 KVAR	465 Per KVAR
	TRI-CAP AAP SL-BOX-440V		1 ,2, 3 & 4 KVAR	540 Per KVAR
	TRI-CAP AAP DL-BOX-440V		5 ,7.5, 10, 12.5, 15, 20, 25 KVAR	505 Per KVAR
	TRI-CAP ND-R-440V		1 ,2, 3 & 4 KVAR	225 Per KVAR
	TRI-CAP ND-S-440V		5 ,7.5, 10, 12.5, 15, 20, 25 KVAR	195 Per KVAR
	TRI-CAP AAP SL-BOX-440V		1 ,2, 3 & 4 KVAR	255 Per KVAR
	TRI-CAP AAP DL-BOX-440V		5 ,7.5, 10, 12.5, 15, 20, 25 KVAR	235 Per KVAR
	TRI-CAP ND-R-440V		1 ,2, 3 & 4 KVAR	595 Per KVAR
	TRI-CAP ND-S-440V		5 ,7.5, 10, 12.5, 15, 20, 25 KVAR	560 Per KVAR
TRI-CAP AAP SL-BOX-440V	1 ,2, 3 & 4 KVAR	900 Per KVAR		
TRI-CAP AAP DL-BOX-440V	5 ,7.5, 10, 12.5, 15, 20, 25 KVAR	850 Per KVAR		

REACTORS



		RATING		7% DETUNED	14% DETUNED
31	HARMONIC BLOCK REACTORS 7%/14% AL WOUND CU WOUND		5 KVAR	Price on Request	Price on Request
			10 KVAR		
			12.5 KVAR		
			15 KVAR		
			20 KVAR		
			25 KVAR		
			50 KVAR		
			75 KVAR		
			100 KVAR		

Note: Above all values are also available in CU wound Harmonic Reactors 7%, prices are available ON REQUEST

THYRISTOR SWITCHING MODULE


32	THYRISTOR SWITCHING MODULE 2200PIV		5 KVAR	22,100
			10 KVAR	22,100
			15 KVAR	23,199
			25 KVAR	24,100
			50 KVAR	28,100
			75 KVAR	31,100
			100 KVAR	34,100
			DW-22 Discharge Resistance	1,400

RTPFC PANEL (REAL TIME POWER FACTOR CORRECTION SYSTEM)

33	RTPFC PANEL	 	<ul style="list-style-type: none"> • Thyristorised Capacitor Switching giving total solid state and reliable operation. • High speed response for VAR correction, selectable from 120 msec to 1 second. • Custom built for standard loads as well as highly unbalanced loads. • Optional GPRS communication for remote monitoring and control. • Choice of HD-MPP, APP and Gas filled capacitors based on site conditions. • Appropriate detuned harmonic blocking reactors ensure harmonic protection. • Delta connected (20 to 1000 kvar) • Star Connected (Single phase capacitor 20 to 100 kvar) • Zero crossing Cards used for effective switching over zero crossings. • Phase wise Power factor correction in Star connected RTPFC. • Best suitable solution for Unbalance load, Jerking load and Non Linear/ Harmonics polluted loads. 	Price On Request
----	--------------------	---	---	------------------

- a. Phase Wise Maximum Current on Full Load with Capacitor Panel Off Condition
- b. Existing PF
- c. Type of Machinery Used
- d. Last 3 Months Electricity Bill
- e. Harmonics if any

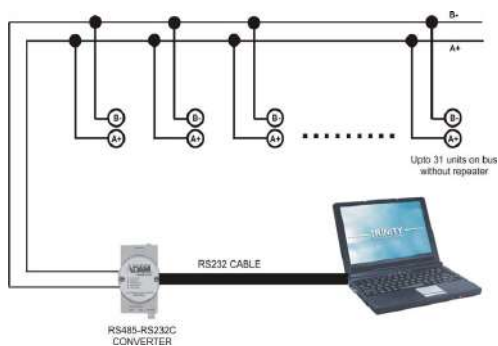
BRANCHED CHAIN POWER MONITOR (M84L)

34	M84L		<ul style="list-style-type: none"> • Monitors up to 84 branch circuits with a single BCPM. • Ideal for installation in both new PDUs and retrofit projects. • Accurately monitor very low current levels, down to a quarter-Amp. • Class 1.0 system accuracy for Revenue Grade measurements. • M84L with solid core CTs monitors up to 84 branch circuits using CT strips. • Voltage and current measurement accuracy is 0.5 % and currents are measured down to 20mA. • Flexible Configuration capability, Supports 3P4W and 1P2W installation. • Solution for: Data centres & Commercial Buildings 	Price On Request
----	-------------	---	--	------------------

POWER QUALITY SOLUTIONS

<p>35</p>	<p>ACTIVE HARMONIC FILTER (AHF)</p>		<ul style="list-style-type: none"> • Multifunctional: Harmonic, reactive power We do not have unbalance compensation so far. • High harmonic filtering rate: Up to 98%. • Excellent imbalance correction: Both negative and zero sequence, mitigates neutral current. • Wide input voltage & frequency range, adapts to tough electrical environments. • Low thermal loss ($\leq 3\%$ of rated APF kVA), efficiency $\geq 97\%$. • High stability: Infinite impedance to grid, avoids harmonic resonance problems. • Flexible application: Modular design, embedded in standard or customized cabinet. • Easy installation and maintenance: Plug-in installation for APF module replacement and expansion. • Wide capacity range: 50A~150A for a single cabinet, up 10 cabinets in parallel. • Environmental adaptability: $-10\sim 50^{\circ}\text{C}$ temperature, compatible with diesel generator. • Complete protection: Grid Over/Under voltage, APF over current, over temperature, and more. • All faults are recorded in the event log, which is convenient for failure analysis. • Excellent reactive compensation: High speed, Precise ($-0.99\leq\text{PF}\leq 0.99$), Step-less, Bi-directional(capacitive and inductance) compensation. 	
<p>36</p>	<p>STATIC VAR GENETATOR (SVG)</p>		<p><u>PFC Performance</u></p> <ul style="list-style-type: none"> • PFC performance 0.99 • Compensate capacity - Stage less compensation without over compensation and below compensation with specific system requirements. • The voltage of grid has little effect on SVG compensation capacity as SVG is like a current source. • System reactive power changes with full PFC process within 15minutes and maintain it at PF0.99. • Compensation with capacitive reactive power and inductive reactive power. <p><u>Maintenance Free, safe and Easy to use.</u></p> <ul style="list-style-type: none"> • Can work under high THDu upto 15% • Advance technology and easy to use with HMI monitor. • MTBF (Mean Time Between Failures) upto 100,000 hours, helps consumers lower the cost. • Maintenance free, minimum loss, and no need to replace capacitor bank every time. <p><u>Space and Capacity</u></p> <ul style="list-style-type: none"> • To save at least 70% space compared with capacitor bank. 	
<p>37</p>	<p>ORACLE</p>		<ul style="list-style-type: none"> • Real-Time display of odd Harmonic Content up to 29th. • ON Board 16 MB of memory • Data retrieval through USB port. • All readings are True RMS measurements. • Fast , real-time cycle by cycle measurements, at 160 samples/cycle. • Four quadrant readings (Power Factor). • Min.Max Values. • KVA and KW Demands. • Phase wise Displacement, Distortion & Total Power Factor. • Interruption and Sag/Swell events as per IEC61000-4-30. • A rugged full-featured instrument measuring all essential power quality data including Harmonics & Demands. • Measures Voltage, Current, Power, Energy, Events, Individual Harmonics, THD, Frequency, Power Factor, Sag/Swell & Interruption. 	

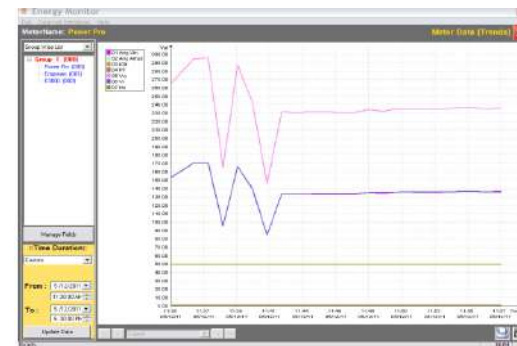
E-MON: ENERGY MONITORING SOFTWARE



Communication



Web Features



Waveform

FEATURES:

Basic Facilities:

- Supports TRINITY Meters
- Protocol Supported
- Modbus RTU
- Support Group & Subgroup
- Real Time display for Individual meters
- Real time display for selected parameter for multiple meters in single page
- Trending in both Real Time and Historical Mode
- Send mail of Energy Consumption for configured shift
- Historical data export facility (Excel Sheet)

Alarm:

- Alarm Pop up on screen
- Report includes Alarm occurrence & resolve time stamp
- Generate mail for Alarm Occurrence

Security and Authentication:

- All configuration/settings are password protected
- Possible to create multiple user login-passwords to view data in web page
- Can monitor data after valid login authentication

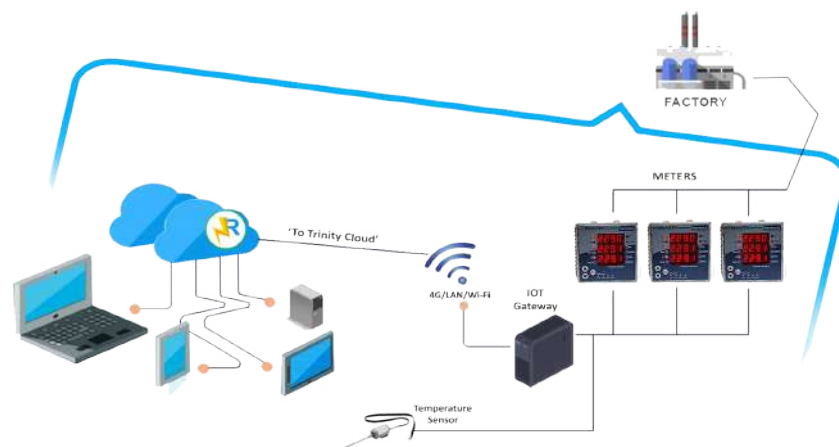
Database:

- Manual and auto backup facility are available.
- Support TRINITY meters for Local PC based System

Price on Request:

- Support all REPUTED meters for Cloud based System

REMOTE SERVER ENERGY MANAGEMENT (IOT/CLOUD BASED)



NOTE:

1. Taxes/levies: Shall be extra to your account, which are prevailing at the time of dispatch. GST + (whatever applicable).
2. Freight will be charged extra on actual.
3. Above Prices are subject to change on Manufacturer's Discretion without notice.
4. Please refer Product Catalogue for more technical details.
5. Emon software is available for multiples of 5 meters. Prices are available on request
6. We can also supply hardware for EMS such as RS 485 cable, Rs485 converter, Data Repeater, GSM Modem, GPRS Modem. Prices are available on request.



Certificate of Registration

TRINITY
Making Energy Matter

Trinity Energy Systems Private Limited

386, Savli G.I.D.C. Industrial Estate, Near Manjusar,
At & PO : Alindra, Taluka: Savli,
District : Vadodara - 391 775 Gujarat INDIA

This is to certify that the Quality Management System
of above organisation has been assessed and registered by
Euro Certifications against the scope of supply and provision of

ISO 9001:2015

Scope: Design, Manufacture, Supply, Installation and Repair of
Electronic Power / Energy Meters, Power Factor Controllers
and related Products in Switchgear and Electrical Industries

Certificate No. : EC / Q- 1019/C2

Initial Cert Date : 18 May 2017

Certificate Date : 18 May 2023

Valid Until : 17 May 2026

EAC Code : 19

Authorized Signatory



This registration is subject to the company maintaining a management system, to the above standard,
which will be monitored periodically by Euro Certifications.

This is an accredited certificate authorised for issued by Accreditation Services for Certifying Bodies LLC
in accordance with ISO 17021 : 2015 "Requirement for Bodies providing Audit and Certification of Management Systems".

This certificate is the property of Euro Certifications and must be returned on request.
This certificate is only valid when confirmed by data listed in the International Register of Quality
Assessed Organisations @ www.irqao.com.
The status of this certificate may be verified at info@eurocertifications.com

#301, Wings Villa - II, Opposite P.F. Office, Akota Stadium Road, Vadodara - 390 020 Gujarat INDIA
info@eurocertifications.com | +91 265 796 3567

شهادة | ZERTIFIKAT | CERTIFICATE | 证书 | СЕРТИФИКАТ | 証明書

CERTIFICATE



This is to certify that

Trinity Energy Systems Pvt Ltd.

386, Savli, GIDC Estate, Savli - Vadodara Highway, Manjusar,
Vadodara - 391775. INDIA

has implemented an Electrostatic Discharge Control Program in
accordance with:

ANSI ESD S20.20 2021

The scope of this Electrostatic Discharge Control Program includes:

Handling, Assembly, Packaging, Transportation, Storage of
ESD Sensitive Products

The Lead Auditor responsible for this Certification is:

Mr. Ameya Ajeet Bakare

iNARTE Certified ESD Control Engineer
Member of ESD Association

Audit Date : 20th March 2023

Re-Audit of Non-Compliant Parameters: 27th June 2023

Certificate Expiry Date : 20th March 2024

Certificate Number: SC-01-ESD-CP

The Audit has been performed by:

Sharang Corporation

213, Laxmi Plaza, Kundan Nagar, Dapodi, Pimpri-Chinchwad, Maharashtra-
411034. INDIA



CONTACT US:

Registered Office & Works:

TRINITY ENERGY SYSTEMS (P) LTD.

📍 386, Savli GIDC Industrial Estate,
Nr. Manjusar, At & Po: Alindra, Tal. Savli,
Dist. Vadodara - 391 775, Gujarat, India.

☎ +91- 922 800 4452/53/54

✉ info@trinityenergy.co.in

📍 366/A/12, G.I.D.C, Makarpura,
Makarpura
Dist. Vadodara - 391 010, Gujarat, India.

☎ +91- 922 800 4452/53/54

✉ ctunit@trinityenergy.co.in

For Sales/Export Inquiries & Orders:

✉ sales@trinityenergy.co.in

🌐 www.trinityenergy.co.in